Erratum

Erratum: Utility of murine dendritic cell line DC2.4 for *in vitro* assay of skin-sensitization potential
［Fundam. Toxicol. Sci., 4(3), 121-126. (2017)］
Erina Shiraishi, Akiko Ido, Youhei Hiromori, Kento Tanaka, Tomoki Kimura, Hisamitsu Nagase, Tsuyoshi Nakanishi

[Page 123, line 13-page 123, line 15]
Error:
At the endpoint of each treatment, tripsinized cells were harvested and washed with phosphate-buffered saline,
Correction:
At the endpoint of each treatment, trypsinized cells were harvested and washed with phosphate-buffered saline,

[Page 123, line 45- page 123, line 47]
Error:
A P value of < 0.01 was considered to indicate statistical significance.
Correction:
A P value of < 0.05 was considered to indicate statistical significance.

[Page 123, line 58]
Error:
*; $P < 0.01$ vs RFI of control group (0 μg/mL), Dunnett's multiple comparisons test.
Correction:
*; $P < 0.05$, **; $P < 0.01$ vs RFI of control group (0 μg/mL), Dunnett's multiple comparisons test.

[Page 124, line 1- page 124, line 3]
Error:
We found that cel1 viability decreased dose-dependently with increasing concentration for all three compounds (Fig. 1);
Correction:
We found that cell viability decreased dose-dependently with increasing concentration for all three compounds (Fig. 1);

[Page 124, line 16- page 124, line 19]

Error:

Cells treated with DNCB at 3 or 6 μg/mL and cells treated with MBT at 35 or 70 μg/mL exhibited significant increases ($P < 0.01$) in the RFI values of both CD54 and CD86.

Correction:

Cells treated with DNCB at 2 or 4 μg/mL and cells treated with MBT at 35 or 70 μg/mL exhibited significant increases ($P < 0.05$) in the RFI values of both CD54 and CD86.

[Page 124, line 21- page 124, line 23]

Error:

whereas HCA at 50 μg/mL significantly ($P < 0.01$) upregulated the RFI of CD86 but not that of CD54.

Correction:

whereas HCA at 50 μg/mL significantly ($P < 0.05$) upregulated the RFI of CD86 but not that of CD54.

[Page 124, line 23- page 124, line 26]

Error:

At the test concentrations, treatment with DNCB, MBT, and HCA resulted in cell viability values ranging from 76.9% to 96.2% (Table 1).

Correction:

At the test concentrations, treatment with DNCB, MBT, and HCA resulted in cell viability values ranging from 81.5% to 96.2% (Table 1).

[Page 125, line 10]

Error:

*: $P < 0.01$ vs. RFI of control, as indicated by Dunnett's multiple comparisons test.

Correction:

*; $P < 0.05$, **; $P < 0.01$ vs RFI of control group (0 μg/mL), as indicated by Dunnett's multiple comparisons test.

[Fig. 2]

Error:

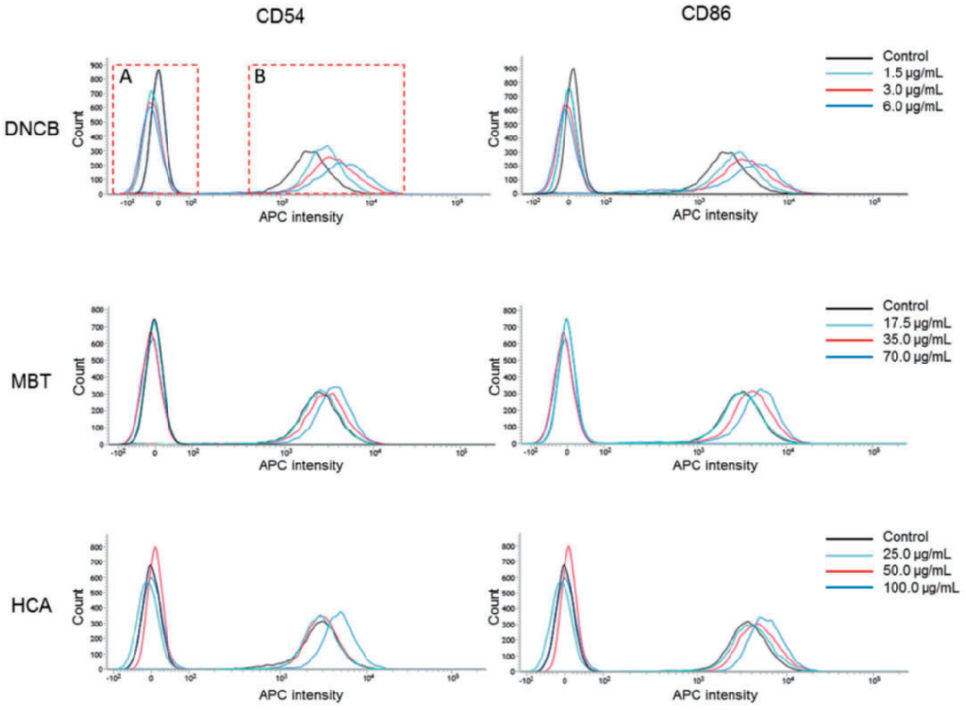

Correction:

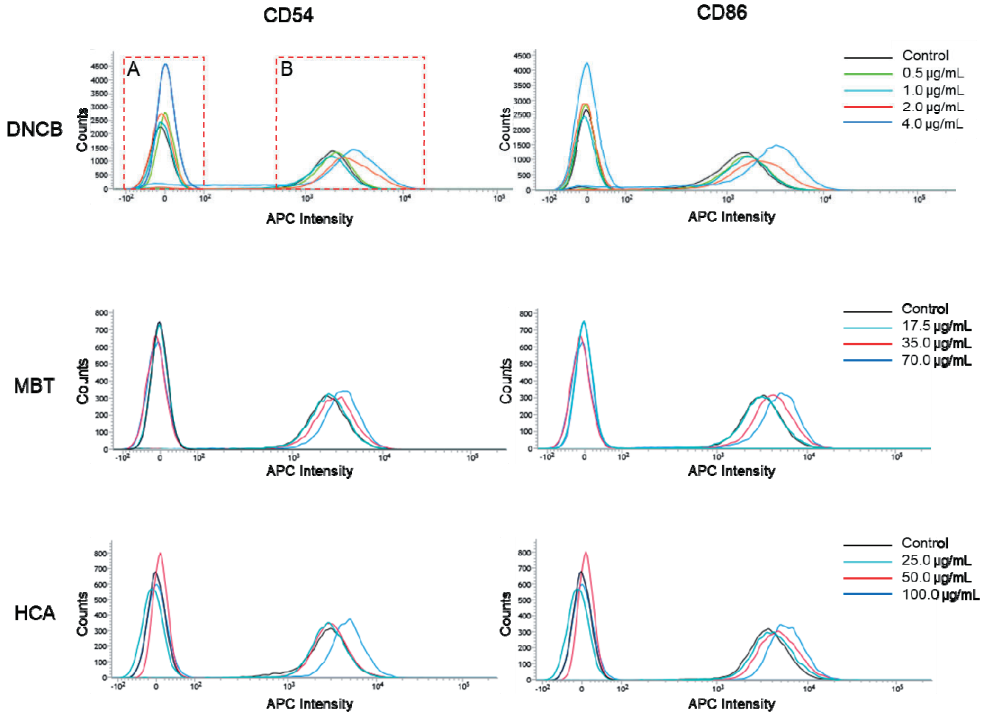

[Fig. 3]
Error:

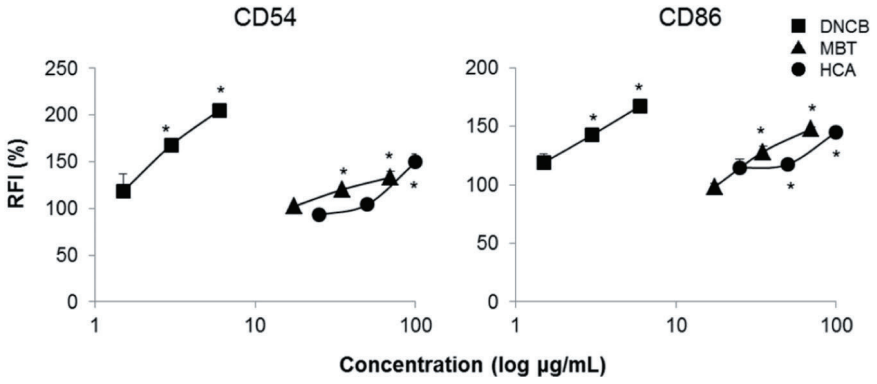

Correction:

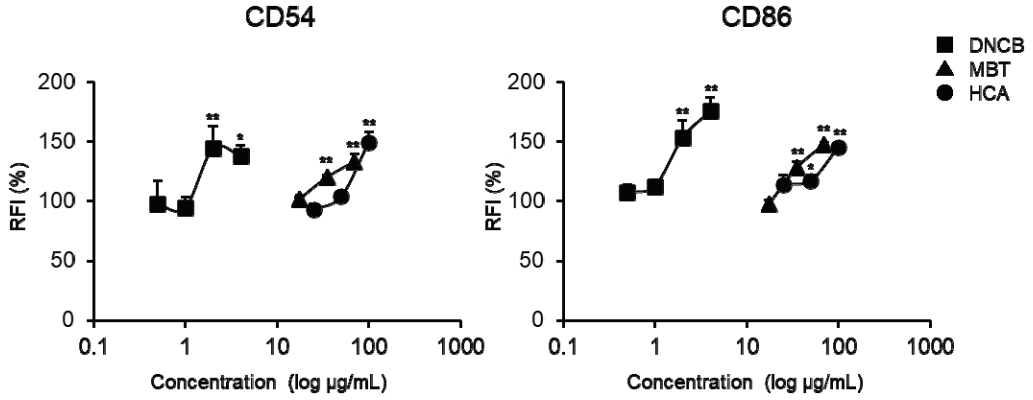

[Table. 1]
Error:

Chemical name (CAS No.)	Potency category (EC3 from LLNA[1])	Dose (μg/mL)	MFI[2]		RFI[2]		Cell viability (%)[2]
			CD54	CD86	CD54	CD86	
2,4-Dinitrochlorobenzene (97-00-7)	Extreme (0.05 %)	0	2498 ± 230	2498 ± 230	100 ± 9.2	100 ± 9.2	95.5 ± 1.0
		1.5	2950 ± 465	2971 ± 212	118 ± 19	119 ± 8.5	94.1 ± 1.0
		3	4192 ± 94	3559 ± 335	168 ± 3.8*	142 ± 13*	92.2 ± 0.5
		6	5127 ± 109	4181 ± 103	205 ± 4.4*	167 ± 4.1*	76.9 ± 1.6
2-Mercaptobenzothiazole (149-30-4)	Moderate (1.7 %)	0	2651 ± 56	3461 ± 32	100 ± 2.1	100 ± 0.9	97.2 ± 0.5
		17.5	2709 ± 32	3399 ± 106	102 ±1.2	98 ± 3.1	96.2 ± 1.2
		35	3188 ± 52	4436 ± 164	120 ± 2.0*	128 ± 4.7*	95.0 ± 0.3
		70	3534 ± 173	5114 ± 53	133 ± 6.5*	148 ± 1.5*	81.5 ± 1.4
α-Hexyl cinnamaldehyde (101-86-0)	Weak (11 %)	0	3212 ± 124	4514 ± 385	100 ± 3.9	100 ± 8.5	94.2 ± 0.3
		25	2986 ± 167	5161 ± 351	93 ± 5.2	114 ± 7.8	92.5 ± 1.2
		50	3342 ± 38	5305 ± 186	104 ± 1.2	118 ± 4.1*	92.6 ± 1.1
		100	4804 ± 274	6546 ± 42	150 ± 8.5*	145 ± 0.9*	85.0 ± 1.6

Correction:

Chemical name (CAS No.)	Potency category (EC3 from LLNA[1])	Dose (µg/mL)	MFI[2]		RFI[2]		Cell viability (%)[2]
			CD54	CD86	CD54	CD86	
2,4-Dinitrochlorobenzene (97-00-7)	Extreme (0.05 %)	0	1893 ± 89	1553 ± 95	100 ± 4.7	100 ± 6.1	93.8 ± 1.6
		0.5	1850 ± 376	1674 ± 100	98 ± 19.9	108 ± 6.5	94.8 ± 1.2
		1	1790 ± 174	1751 ± 77	95 ± 9.2	113 ± 4.9	94.9 ± 2.2
		2	2735 ± 356	2379 ± 228	144 ± 18.8**	153 ± 14.7**	94.1 ± 1.3
		4	2614 ± 166	2727 ± 180	138 ± 8.7*	176 ± 11.6**	84.3 ± 4.2
2-Mercaptobenzothiazole (149-30-4)	Moderate (1.7 %)	0	2651 ± 56	3461 ± 32	100 ± 2.1	100 ± 0.9	97.2 ± 0.5
		17.5	2709 ± 32	3399 ± 106	102 ± 1.2	98 ± 3.1	96.2 ± 1.2
		35	3188 ± 52	4436 ± 164	120 ± 2.0**	128 ± 4.7**	95.0 ± 0.3
		70	3534 ± 173	5114 ± 53	133 ± 6.5**	148 ± 1.5**	81.5 ± 1.4
α-Hexyl cinnamaldehyde (101-86-0)	Weak (11 %)	0	3212 ± 124	4514 ± 385	100 ± 3.9	100 ± 8.5	94.2 ± 0.3
		25	2986 ± 167	5161 ± 351	93 ± 5.2	114 ± 7.8	92.5 ± 1.2
		50	3342 ± 38	5305 ± 186	104 ± 1.2	118 ± 4.1*	92.6 ± 1.1
		100	4804 ± 274	6546 ± 42	150 ± 8.5**	145 ± 0.9**	85.0 ± 1.6